



Jamieson Brothers

Established 1895



GUIDE TO POTATOES

3rd Edition

Jamieson Brothers was established in 1895 as growers and suppliers of top quality Scottish seed potatoes. Our seed is used throughout the potato industry and we now wish to pass on our expertise to you. All of our potatoes are high-grade stock, so you can rely upon the JBA brand as being the best available.

www.jbseedpotatoes.co.uk



Jamieson Brothers

of Annan was established in 1895
as seed potato growers and merchants
to supply an ever-growing market.



Jamieson Brothers were formed in 1895 and are the oldest horticultural seed potato grower and packer in the UK.

Jamieson Brothers brand of JBA Seed Potatoes is one of the best known brands for quality in the horticultural market place. We are not just packers. Jamieson Brothers actually grow and produce many of the varieties that we sell and we have a dedicated staff with over 150 years worth of potato handling experience.

On the 27th May 2013 Jamieson Brothers became the only seed potato supplier to hold the World Record for having 667 different varieties on display. We are also the only supplier to have won 2 Gold medals for our potato displays at Gardening Scotland.

Yours, Iain Barbour

Contents

About our Potatoes	3
Planting & Growing	4
Container Growing	6
Showing Your Potatoes	8
FAQ's	9
Protect Your Potatoes	10
● First Earlies	11
● Second Earlies	21
Potato Journal	27
● Maincrop	28
Potato Journal	39
Contact details	Back



About our Potatoes

All seed supplied and packed by Jamieson Brothers come from safe haven growers and pack facilities.



Where do our potatoes come from and what makes them so good?

At Jamieson Brothers we are registered PB growers which makes our seed that we grow some of the healthiest in the UK. All of our seed that we handle is part of the Safe Haven scheme which protects the seed potato industry from many diseases that can be imported from abroad. We have a large network of growers all over Scotland that supply us with seed as well to the same high standard.

99% of the seed that we handle is Scottish grown seed with the other 1% coming from Safe Haven areas of England where the health status is the same as Scotland.



So what can we do for your business?

We can supply you with our brand of 25kg sacks or 10x2kg pre packs of over 50 of the nation's favourite varieties. We use a trackable pallet service and most orders are delivered within 24hrs from despatch. Our paper bags provide excellent insulation against frost when we are delivering during the winter months compared to net and hessian bags.

The freshness of our product also gives our customers an advantage as we pack our potatoes the week of your delivery so that you get the maximum shelf life from them. The seed potatoes are stored in temperature controlled stores and overall we have 65000sq ft of floor capacity to store and handle potatoes on.

All of our products are barcoded so make for easy handling and checking.

We also have the largest UK network of wholesalers who can locally provide you with our seed.

Please contact us so we can provide you with your local wholesalers details.

Other services that we offer

- Customer own brands
- Capper packs for maximum visual display
- Carri-Pack nets
- Bulk bag deliveries to any UK location
- Onions, Garlic and Shallots
- Display stands suitable for our products
- Packeted vegetable and flower seeds
- The complete Vitax range of products
- Mail order fulfillment

We hope that you will find our services as most comprehensive and entrust us to deliver the goods on time to you or your customers.

Our main aims are quality of service and product to further enhance our reputation in the horticultural industry.

SEE OUR NEW
Quick Reference Guide
on the Back Page

Planting & Growing

A guide to all you need to know

Storing & Chitting

After purchase, carefully empty seed potato contents into shallow boxes or trays; egg boxes or apple trays are ideal. Keep away from frost and store in a cool area.

Six weeks before you want to plant your early potatoes you should move your potatoes into a light area of about 10 degrees celsius to produce a strong, thick sprout, making sure that the potatoes are rose eye upwards.

The potatoes will turn green when exposed to the light but do not worry as this is normal. If you wish to grow large potatoes you can carefully cut out some of the eyes on the potatoes so that only a few chits are formed and the potato will produce larger but fewer tubers. If you wish to grow many small tubers to eat like baby potatoes then leave all the eyes intact and plant the potatoes at half the distances.

Prepare the bed

With the use of a garden fork simply turn the soil over and work in some well-rotted manure to provide essential nutrients for your potatoes. If you are unable to use manure then specialised potato fertiliser can be used but the fertiliser should be placed below the potato and a layer of soil or compost put in between so that the potato roots grow down into the soil to establish properly.

The potato bed should be a trench about 4-6 inches deep and you place the potato in the trench and cover with soil so that a small peak is formed.



Fertiliser:

Apply 135g/sq.m (4oz per sq.yd) to the soil before planting and gently work into the soil.

When to plant

The normal time to plant potatoes is mid-late March dependant on weather conditions.

Making your beds

Dig a trench 6 inches deep and the width of your shovel. Sprinkle 2oz of your potato fertiliser for each metre length of your trench, again gently fork the fertiliser into the soil.

If you have problems with slugs now would be the time to add slug pellets to the trench following the recommended dosage or in July/August use nemaslug which are nematodes designed to attack slugs and stop the problem.

Now to Plant

First Earlies should be planted 10" apart along your drill and the space between drills should be around 24". Second Earlies and Maincrops can be planted 15" apart with a space of 28" between the drills.

Use the soil that you had already taken out of the trench and carefully scatter it on top of the potatoes until the trench is once again flat.

Once they start to grow through you should then start to earth up. Earthing up is best done with a garden hoe. The aim is to form a peaked ridge with the loose soil at the edge of the trench to prevent your potatoes turning green which would make them inedible. This might be required 2/3 times a season.

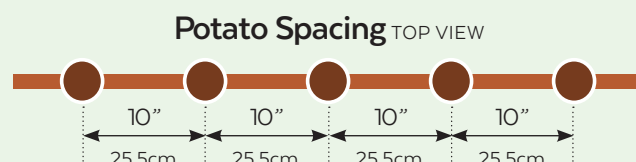
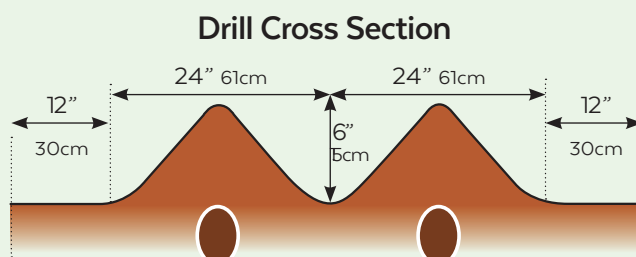
How to make your drills

First Earlies

Your potatoes should be planted in drills that are 24" (60cm) apart in each row.

The potatoes should be planted 10" (25cm) apart from each other in your drills.

NOTE Always make sure the eyes are facing upwards and planted at a depth of between 4-6" (10-15cm).

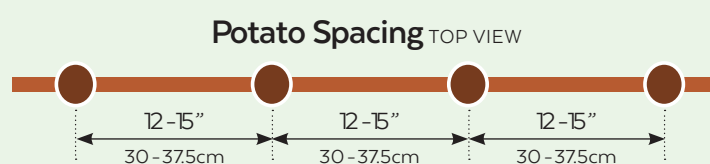
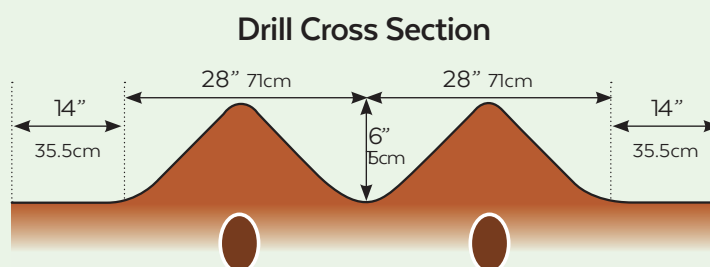


Second Earlies

Maincrop

Your potatoes should be planted in drills that are 28" (70cm) apart in each row.

The potatoes should be planted 12-15" (30-37.5cm) apart from each other in your drills.



Container Growing

Harvest once you see the haulms start to turn yellow and die back

You will need a container of around 40 litres to grow a good crop of potatoes from 3-5 seed potatoes. Make sure your container has adequate drainage holes in the bottom. Do not use garden soil, buy good general purpose compost.

Add a layer of 15cm or 6 inches of your compost to the bottom of the container. Place your seed potatoes with the eyes upwards about 5cm or 2 inches into the compost.

Your potatoes will require water and fertiliser. The key to growing potatoes is the correct amount of water, not too much at first but once they are 16" high they should be kept moist.

Potatoes grow upwards so cover your potatoes with more compost as the weeks go by and your crops get bigger. This will stop the crop turning green, thus rendering the potatoes inedible.

Planting & Harvesting Guide

	JAN
EP	FEB
EP	MAR
P	APR
EH	MAY
H	JUNE
H	JULY
H	AUG
H	SEPT
H	OCT
	NOV
	DEC

NOTE: Harvest times is subject to weather

EP Early Planting
P Planting
EH Early Harvest
H Harvest



Potato layering the JBA way

STEP 1

Place your first two tubers on about 4 inches of compost at the bottom of your planter bag, in a North-South direction.

Cover with a further 4 inch layer of compost.



STEP 2

Place another two tubers on top of this layer, in an East-West direction.

Cover with a further 4 inch layer of compost.



STEP 3

As shaws begin to appear, continue to cover in fresh compost until the soil is up to 2 inches from the top of the bag.

This will ensure the maximum possible room for your tubers to grow.



STEP 4

Place your first two tubers on about 4 inches of compost at the bottom of your planter bag, in a North-South direction.

Cover with a further 4 inch layer of compost.



Growing in polypots

THIS IS THE NEW WAY TO GROW TOP QUALITY CROPS.

Mix up 16oz of fertiliser and 12oz of calcified seaweed with 100litres of compost and add a 1inch layer of the mix to a polypot. Place 1 chitted seed potato onto that layer and then fill the bag to the top with more of your compost mix. You can get almost 6 full polypots from this mix and each polypot can produce around 2.0kg of potatoes. Place your polypots outside on soil that has had some fertiliser added to it. The roots will protrude from the bottom of the polypot and will also absorb the nutrients in the soil. There is no need to dig potatoes out of the ground with this method just lift the bag and tip them out.

If you have no garden, simply use our green potato planter bags.



TOP TIP

You can nip the flowers off your potato haulms so that the plant directs all of its energy into the tubers to increase the yield.

Harvesting

Harvest once you see the haulms start to turn yellow and die back. Lift the potatoes with a special potato fork so that you do not spear the potatoes. Some varieties, but not all, produce flowers and this is only an indication that they are producing tubers. Earlies should be harvested and used fresh for that new potato taste where as Maincrops can be stored for later use.

Storage

Once lifted you should leave them for an hour in the sun to dry. Place them in a hessian sack and store in a cool dark place. For long-term storage we recommend that you use Maincrop varieties and the haulms should be cut off at least a week before harvest, allowing the skins to set and increase the storage life of your crop.

If you are growing in polypots, simply cut the haulms off and place the polypot into a cool dark place so that you access them at your leisure. Make sure the compost mix in the polypot is dry before you store them.

The five main soil type

LOAM

A loamy soil is the ideal blend of clay and sand. It has the advantage of two types and none of their disadvantages.

CLAY

This a smooth silky soil to touch and even when it is well drained it is inclined to be cold and wet. Work in the autumn and leave during the winter to break down.

SANDY

A sandy soil is light and easy to cultivate with a fork. It is a warm soil because it accepts the sun's rays much more easily. Sandy soils require plenty of organic matter as they are low in plant nutrients.

PEATY SOIL

Sometimes referred to as mossland peaty soil, can become waterlogged and contains very little plant food but plenty of organic matter. Fertilisers must be used with this soil type to maximise results.

LIMEY SOILS

It is lacking in humus and plant food, such soils are dry and sticky. Growing in these conditions can suffer from stunted growth and lime-induced chlorosis. Limey soil is not highly recommended.



Showing your Potatoes

The most important thing about show potatoes is choosing the correct varieties.

For white potato classes we would recommend Winston as your first choice followed by Sherine, Casablanca, Harmony and Nadine. In a coloured class we would recommend Amour and Kestrel followed by Blue Belle, Bonnie, Purple Eyed Seedling, Heather and Maxine. Maxine and Heather would also be the best 2 choices for a class that calls for a full coloured potato.

To avoid scab on your potatoes you should make sure that your potatoes are in moist conditions from 4-8 weeks after planting.

After that period you do not want to have the potatoes in saturated conditions and before you lift them you need to remove the potato haulms by cutting them with a knife or other suitable tool. Make sure that if you grow in polypots that the bags are pretty dry before you store them to let the skins set. If conditions are wet then you can lift the bag with the haulms intact and place them indoors or undercover and allow the plant to use all the excess water that is contained in the polypot. Do not water the polypots anymore when lifted and once they have dried out you can then remove the foliage. For foliage removal to harvest time we normally recommend leaving them for at least two weeks.



WE ARE WORLD RECORD BREAKERS

The largest display of potato varieties is 667 and was achieved by SASA and JBA Seed Potatoes (both UK), in Edinburgh, UK, on 27 May 2013.

EXCERPT FROM
www.guinnessworldrecords.com/world-records/largest-display-of-potato-varieties-

We are the only seed potato company to hold a Guinness world record for having the most potatoes on display.



FAQ's

Below are the most frequently asked questions we receive at Jamieson Brothers

SCOTTISH SEED POTATOES

Ordinary supermarket and garden-grown seed potatoes carry more spores of bacteria and fungal pests than high-grade Scottish Basic seed potatoes. In addition, non-certified seed can carry PCN eelworm or can be treated with sprout suppressant which will stop your crop from growing properly.

WHAT ARE SECOND PLANTING/CROPPING - CHRISTMAS POTATOES?

It is possible to plant potatoes later in the year to harvest near Christmas. This is called second cropping and the potatoes used for this are kept in special cold stores so that once they come out of the cold they will want to grow straight away. You can plant these potatoes from July-August and harvest your crop from November-December. You must protect the foliage from frost. A good idea is to grow them in our green potato planter bags because you can easily move them indoors to protect from frost. We have marked suitable varieties in our catalogue with SP in the planting guide.

WHAT IS BLIGHT?

Blight is a seasonal disease that occurs in mild, moist conditions during the mid summer to autumn period. The initial signs are the development of small dark patches on the leaves. The stems may also develop dark brown patches in areas where leaves join them. Infected tubers have brownish discolouration and will eventually start to rot. Once infected the potato plant cannot be saved so it is recommended to chop the shaws off completely about 2" above the soil.

WHAT IS PCN? (POTATO CYST NEMATODES)

There are two species of PCN which occur during mid-July and mid-August. The two species are easy to tell apart by looking at the colour of the cysts at an early stage. Golden/Yellow cysts = *Globodera rostochiensis*, Creamy/White cysts = *Globodera pallida*. These cysts in both strains will turn a reddish brown colour once the plant has reached maturity. Plants appear to be stunted and weak with the foliage having a dull coloured wilting appearance. Cysts of approximately 0.5mm in diameter will appear on the roots and tubers.

WHAT IS BLACKLEG?

This is a common bacterial soft rot of the plant and tubers. When this occurs the stem of the potato is infected, it will turn black at the bottom near the soil and begin to decompose, followed quickly by the potatoes. The plant leaves will turn yellow and the plant slumps as it can no longer receive nutrients from the soil.

WHAT IS COMMON SCAB?

Common scab is caused by a fungus. Long spells of hot dry weather followed by heavy watering will increase the problem as these are the ideal conditions for the fungus. You should never plant potatoes in newly limed soil or an area with a high PH as this will increase scab. Levels are also lower in slightly acidic soils. Scab is superficial - it does not affect yield but it is unattractive and would spoil any potential exhibitor crops.

SLUGS

A common problem, but there are a few varieties that are more resistant. Slug damage shows up as odd shaped holes on the surface leading into larger holes in the actual tuber itself. Slugs love potatoes that are planted in heavy wet soil. A late harvest may mean tubers are more at risk from slug attack as slugs are more active around the late autumn period and potatoes are an easy meal for them as they grow near the surface.

MILD MOSAIC

Mild mosaic disease occurs when the aphid-transmitted Potato Virus A infects plants along with Potato Virus X. It causes the potato plant to crinkle and die prematurely. Buying or using non-approved seed potatoes can transmit this problem to your crop.

HOW MANY POTATOES DO I NEED TO PLANT IN MY GARDEN?

A 2.0kg net contains on average 30 tubers.
A net of First Earlies would plant 2 rows of potatoes 10 feet (3m) long if the potatoes were planted 8-10" apart with a gap between the rows of 24" (60cm)
The total area would be 60 sq. feet or 5.4 sq. metres
A 2.0kg net of Second Earlies or Maincrops would plant 2 rows of potatoes 15 feet (4.5m) long if they were planted 12" (30cm) apart with a gap of 28" (70cm) between the rows.
The total area would be 105 sq. feet or 9.45 sq. metres.



2kg Nets



2kg First Early



2kg Second Early



2kg Maincrop

Our range of over 50 varieties are available in **2kg Sacks**.

The design of our all-new **colour-coded** 2kg pre-packs make it even easier for your customers to select the right variety for their gardens or allotments.

25kg Bags



25kg First Early



25kg Second Early



25kg Maincrop

Our range of over 50 varieties are available in **25kg Sacks**.

The design of our all-new colour-coded 25kg paper sacks make it even easier for your customers to select the right variety for their gardens or allotments.

Protect your Potatoes

JBA Blight Guard

A brand new product developed for the prevention of foliar blight in tomatoes and potatoes. This a 100% natural product with no chemicals and is safe to use in your garden. Simply add 40ml of the JBA Blight Guard concentrate to 20 litres of water and either spray onto the foliage or apply with a watering can. Spraying is considered to be the best method of application as you need to spray the foliage on both sides of the leaf. The solution can also be made up in smaller batches of 10ml to 5 litres of water. You should use this product every 7 days during June - September to help combat the threat of blight. If you have a period of weather that's more likely to cause blight (Smith Period) then use the product at the time that period is forecast. Use any mixed solution within 48hrs of being mixed with water. This product will only help to reduce the chances of your crops getting blight and like any other product we can't guarantee that it will prevent blight in all cases.



Accord

BEST SUITED CULINARY USES

✓ Baking ✓ Boiling ✓ Chipping ✓ Mashing ✓ Roasting ✓ Salad

✓ Very Suitable
✓ Suitable
✗ Not Suitable

FIRST EARLY

PLANT March/April

HARVEST June/July

Full planting instructions on pack.

Accord tubers are round to oval in shape with shallow eyes. A cream skinned variety with cream flesh. This variety is extremely waxy. Yields are normally high for a first early. An Early season potato, also good for chipping and a good all round variety.



Arran Pilot

BEST SUITED CULINARY USES

✓ Baking ✓ Boiling ✓ Chipping ✓ Mashing ✓ Roasting ✗ Salad

✓ Very Suitable
✓ Suitable
✗ Not Suitable

FIRST EARLY

PLANT March/April

HARVEST June/July

Full planting instructions on pack.

Arran Pilot is the nation's favourite garden-grown variety. Arran Pilot has been around since 1930 and has remained popular due to its excellent taste and early boiling ability. Pilot produces high yields of white skinned tubers with shallow eyes. The flesh is pure white and is among the best boilers available. Great resistance to all forms of scab and scores a high 9 for spraing resistance.



Casablanca

BEST SUITED CULINARY USES

✓ Baking ✓ Boiling ✓ Chipping ✓ Mashing ✓ Roasting ✗ Salad

✓ Very Suitable
✓ Suitable
✗ Not Suitable

FIRST EARLY

PLANT March/April
HARVEST June/July

Full planting instructions on pack.

Casablanca seed potatoes are a new, white skinned first early with the potential to beat Winston on the showbench. A clean, smooth white with shallow eyes makes Casablanca an exhibitors delight while it's cooking ability make it a chef's dream with the ability to chip, bake or boil really nicely. Edible size crops can be achieved in 62 days from planting.



Duke of York

BEST SUITED CULINARY USES

✓ Baking ✓ Boiling ✓ Chipping ✓ Mashing ✓ Roasting ✗ Salad

✓ Very Suitable
✓ Suitable
✗ Not Suitable

FIRST EARLY

PLANT March/April
HARVEST June/July

Full planting instructions on pack.

Duke of York seed potatoes were first entered on the national list back in 1891 and they soon became famous for their great taste and all-round culinary use in the kitchen. Duke of York potatoes have yellow flesh and are oval in shape. An ideal early to boil straight from your garden. Once they are boiled the potatoes are dry and mealy. Duke of York has good resistance to dry rot.



Dunluce

BEST SUITED CULINARY USES

✓ Baking ✓ Boiling ✓ Chipping ✓ Mashing ✓ Roasting ✗ Salad

✓ Very Suitable
✓ Suitable
✗ Not Suitable

FIRST EARLY

PLANT March/April

HARVEST June/July

Full planting instructions on pack.

Dunluce seed potatoes were first bred by Jack Clarke (who famously bred the Ulster range of potatoes) back in 1976. Since then, JBA have been the exclusive growers of this heritage potato variety and supply all other major retailers with their Dunluce seed. Dunluce potatoes are round to oval in shape their eyes are shallow and the skin is white with a cream flesh. We highly recommend Dunluce for great crops of early potatoes. Dunluce shows great resistance to all forms of scab and resistance to disintegration when boiling.



Epicure

BEST SUITED CULINARY USES

✓ Baking ✓ Boiling ✓ Chipping ✓ Mashing ✓ Roasting ✓ Salad

✓ Very Suitable
✓ Suitable
✗ Not Suitable

FIRST EARLY

PLANT March/April

HARVEST June/July

Full planting instructions on pack.

Epicure potatoes are also known as Ayrshires with them being the traditional early potato in that area. Epicure has the ability to recover quickly from a nip of frost and that is why it is so popular in early producing areas. Epicure produces high yields of floury white fleshed tubers that are round in shape. One of the best tasting first earlys which are now making a comeback by popular demand.



Foremost

BEST SUITED CULINARY USES

✓ Baking ✓ Boiling ✓ Chipping ✓ Mashing ✓ Roasting ✓ Salad

✓ Very Suitable
✓ Suitable
✗ Not Suitable

FIRST EARLY

PLANT March/April
HARVEST June/July

Full planting instructions on pack.

When Foremost was first added to the national variety list in 1954 it was called Suttons Foremost. This variety was an instant hit with gardeners who liked its excellent flavour and resistance to disintegration when boiling. With average sized yields and disease resistance this variety never took off commercially. It does have good common scab resistance. Foremost potatoes are short to oval in shape with white skin and waxy white flesh. Foremost was awarded the RHS Award of Garden Merit and joins an elite club of varieties.



Home Guard

BEST SUITED CULINARY USES

✓ Baking ✓ Boiling ✓ Chipping ✓ Mashing ✓ Roasting ✗ Salad

✓ Very Suitable
✓ Suitable
✗ Not Suitable

FIRST EARLY

PLANT March/April
HARVEST June/July

Full planting instructions on pack.

Home Guard potatoes are well known for their early lifting ability. Introduced in 1942 Home Guard was the main potato during the war years and was a commercial success due to its consistent high yields of tasty fresh potatoes. The disease resistance of Home Guard is very good with high resistance to all forms of scab and spraing. Skin colour is white with white flesh. Short oval tubers with shallow eyes are most common for this variety.



International Kidney

BEST SUITED CULINARY USES

✓ Baking ✓ Boiling ✓ Chipping ✓ Mashing ✓ Roasting ✓ Salad

✓ Very Suitable
✓ Suitable
✗ Not Suitable

FIRST EARLY

PLANT March/April

HARVEST June/July

Full planting instructions on pack.

Classed as an early maincrop it can be classed as an early due to the fact it is grown so early in some areas. Introduced in 1879, it is now considered to be a heritage variety that has stood the test of time and taste. Tubers are of a kidney shape with shallow eyes and white flesh and skin.



Lady Christl

BEST SUITED CULINARY USES

✓ Baking ✓ Boiling ✓ Chipping ✓ Mashing ✓ Roasting ✓ Salad

✓ Very Suitable
✓ Suitable
✗ Not Suitable

FIRST EARLY

PLANT March/April

HARVEST June/July

Full planting instructions on pack.

Lady Christl produces very early oval tubers of a medium size with good size yields. Tubers are yellow skinned and the flesh is creamy to waxy with good taste. Good resistance to common scab and is potato cyst nematode resistant. Good all-round disease resistance. Lady Christl won the RHS Award of Garden Merit which is a great recommendation.



Maris Bard

BEST SUITED CULINARY USES

✓ Baking ✓ Boiling ✓ Chipping ✓ Mashing ✓ Roasting ✓ Salad

✓ Very Suitable
✓ Suitable
✗ Not Suitable

FIRST EARLY

PLANT March/April

HARVEST June/July

Full planting instructions on pack.

Maris Bard is one of the best varieties that we grow. Bard produce high yielding crops of a good even size and for many years was the leading first early for maturing the fastest. Maris Bard potatoes are oval in shape with a white skin. The tuber eyes are shallow and the flesh is white. Bard is best suited to boiling and early salad use in the kitchen. Good resistance against common scab.



Pentland Javelin

BEST SUITED CULINARY USES

✓ Baking ✓ Boiling ✓ Chipping ✓ Mashing ✓ Roasting ✓ Salad

✓ Very Suitable
✓ Suitable
✗ Not Suitable

FIRST EARLY

PLANT March/April

HARVEST June/July

Full planting instructions on pack.

Pentland Javelin were bred by a young Jack Dunnett back in 1968. For years they have been considered to be one of the finest first earlies that you can grow. Javelin produces heavy crops of short oval white skinned tubers with pure white tasty flesh. A great potato to put into the pan and boil and use for salads. Pentland Javelin also has good all-round disease resistance to common scab and blackleg.



Premiere

BEST SUITED CULINARY USES

✓ Baking ✓ Boiling ✓ Chipping ✓ Mashing ✓ Roasting ✓ Salad

✓ Very Suitable
✓ Suitable
✗ Not Suitable

FIRST EARLY

PLANT March/April

HARVEST June/July

Full planting instructions on pack.

Premiere potatoes are oval to round in shape with shallow eyes. Introduced in 1979 Premiere is popular due to its great all round disease resistance to blight, common scab, powdery scab, spraing and it is resistant to potato cyst nematode. Premiere tubers are yellow skinned and the flesh is also yellow and tasty. A high yielding variety.



Red Duke of York

BEST SUITED CULINARY USES

✓ Baking ✓ Boiling ✓ Chipping ✓ Mashing ✓ Roasting ✗ Salad

✓ Very Suitable
✓ Suitable
✗ Not Suitable

FIRST EARLY

PLANT March/April

HARVEST June/July

Full planting instructions on pack.

Red Duke of York are a heritage variety from 1942. The first Red Duke was said to be found in a crop of White Dukes in Holland. Red skinned tubers with shallow eyes and yellow flesh. Red Dukes are a dry mealy potato packed with flavour and do not disintegrate on boiling. Without doubt this is one of the favourite varieties that we sell and many major supermarkets and retailers are now stocking this potato as the best of the best in the potato world. Winner of the RHS Award of Garden Merit.



Rocket

BEST SUITED CULINARY USES

✓ Baking ✓ Boiling ✓ Chipping ✓ Mashing ✓ Roasting ✓ Salad

✓ Very Suitable
✓ Suitable
✗ Not Suitable

FIRST EARLY

PLANT March/April
HARVEST June/July

Full planting instructions on pack.

Rocket seed potatoes when first released in 1987 were the quickest bulking of all early potatoes. Rockets ability to grow large crops of uniform round tubers made it very popular. Considered to be one of the better exhibition potatoes at the time. Tubers are white fleshed and skinned with shallow eyes with a mild taste. There is good resistance to blackleg, common scab and spraing. Lifting of Rocket before full maturity is recommended to avoid tubers cracking.



Sharpes Express

BEST SUITED CULINARY USES

✓ Baking ✓ Boiling ✓ Chipping ✓ Mashing ✓ Roasting ✗ Salad

✓ Very Suitable
✓ Suitable
✗ Not Suitable

FIRST EARLY

PLANT March/April
HARVEST June/July

Full planting instructions on pack.

Sharpes Express are one of our heritage seed potatoes. Sharpes were first added to the National Potato Variety List in 1901 and have been going strong ever since. Sharpes Express tubers are long and oval. A white skinned variety with pale lemon coloured flesh with a high dry matter content. Making for a great potato in the kitchen with all-round use. Sharpes Express has a fine flavour and is suited for boiling, roasting and chipping. Sharpes has good resistance to common scab and tubers have shallow eyes.



Swift

BEST SUITED CULINARY USES

✓ Baking ✓ Boiling ✓ Chipping ✓ Mashing ✓ Roasting ✓ Salad

✓ Very Suitable
✓ Suitable
✗ Not Suitable

FIRST EARLY

PLANT March/April

HARVEST June/July

Full planting instructions on pack.

Swift is the earliest early with crops being harvested in as little as 60 days. A high yielding variety that produces a round to oval white tuber with creamy flesh and shallow eyes. A real all rounder in the kitchen and has been bred for early use in the north of Scotland so you can be assured this is a hardy variety. Great disease resistance to blackleg, common scab, powdery scab and eelworm resistance. This is the ideal variety to grow in containers for early use.



Ulster Prince

BEST SUITED CULINARY USES

✓ Baking ✓ Boiling ✓ Chipping ✓ Mashing ✓ Roasting ✗ Salad

✓ Very Suitable
✓ Suitable
✗ Not Suitable

FIRST EARLY

PLANT March/April

HARVEST June/July

Full planting instructions on pack.

Another famous potato, Ulster Prince was first listed in 1947 and was renowned for its boiling qualities when boiled straight after harvest. Tubers are long and white with shallow eyes and white flesh. Prince has good resistance to common scab, powdery scab and disintegration in the pan when boiling. Excellent drought resistance. A potato that is very popular in Cumbria, Lancashire and the surrounding counties.



Ulster Sceptre

BEST SUITED CULINARY USES

✓ Baking ✓ Boiling ✓ Chipping ✓ Mashing ✓ Roasting ✗ Salad


✓ Very Suitable
✓ Suitable
✗ Not Suitable

FIRST EARLY

PLANT March/April
HARVEST June/July

Full planting instructions on pack.

Ulster Sceptre potatoes are oval to long in shape with white flesh and white skin. A popular potato on the west coast of England and are also known as Cheshire potatoes and Ormskirk potatoes due to their popularity in those areas. Ulster Sceptre has high resistance to foliage blight, common scab and powdery scab. This variety has many uses in the kitchen for boiling and roasting. Ulster Sceptre has also been known to be a good exhibition potato in its day.



Winston

BEST SUITED CULINARY USES

✓ Baking ✓ Boiling ✓ Chipping ✓ Mashing ✓ Roasting ✗ Salad

✓ Very Suitable
✓ Suitable
✗ Not Suitable

FIRST EARLY

PLANT March/April
HARVEST June/July

Full planting instructions on pack.

This Jack Dunnett variety has proved to be both a commercial success and an exhibition success all in one. Released in 1992 this white skinned variety has been unstoppable on the showbench circuit winning many titles year after year. Winston produces high yields of smooth shallow eyed tubers that are short to oval in shape. The flesh has a firm texture and a creamy colour. Winston has excellent all round disease resistance. Very low dry matter and would be described as a wet potato.



Bonnie

BEST SUITED CULINARY USES

✓ Baking ✓ Boiling ✓ Chipping ✓ Mashing ✓ Roasting ✗ Salad

✓ Very Suitable
✓ Suitable
✗ Not Suitable

● SECOND EARLY

PLANT March/April

HARVEST June/July

Full planting instructions on pack.

Bonnie potatoes are known for early production of bold even-sized tubers which makes this the must-have potato for any serious showbench exhibitor. Bright skin finish with red splash around shallow eyes. Bakes well with good taste-test results. Good resistance to black dot, good dormancy, good resistance to blackleg, common scab and PCN Ro1. Susceptible to powdery scab and PVY.



British Queen

BEST SUITED CULINARY USES

✓ Baking ✓ Boiling ✓ Chipping ✓ Mashing ✓ Roasting ✗ Salad

✓ Very Suitable
✓ Suitable
✗ Not Suitable

● SECOND EARLY

PLANT March/April

HARVEST June/July

Full planting instructions on pack.

British Queen is a heritage variety first listed in 1894 and is known in Ireland as Queens. Tubers are oval in shape with white skin and white flesh. British Queen are a dry and floury potato that is packed with taste when boiled. Now a rare variety and only grown in small quantities in the UK, but becoming ever more popular. Excellent dry rot resistance. Winner of the RHS Award of Garden Merit.



Carlingford

BEST SUITED CULINARY USES

✓ Baking ✓ Boiling ✓ Chipping ✓ Mashing ✓ Roasting ✓ Salad

✓ Very Suitable
✓ Suitable
✗ Not Suitable

● SECOND EARLY

PLANT March/April
HARVEST June/July

Full planting instructions on pack.

Carlingford is an excellent salad type potato which produces a high number of round to oval tubers. Carlingford have white skin and creamy coloured flesh with a firm waxy texture for salad use. Disease resistance is good for common scab, skin spot and potato virus Y resistance. Carlingford can also be used as a second cropping variety and planted in early August for harvesting near Christmas.



Charlotte

BEST SUITED CULINARY USES

✓ Baking ✓ Boiling ✓ Chipping ✓ Mashing ✓ Roasting ✓ Salad

✓ Very Suitable
✓ Suitable
✗ Not Suitable

● SECOND EARLY

PLANT March/April
HARVEST June/July

Full planting instructions on pack.

Charlotte is now the most popular salad potato in the UK. Tubers of Charlotte are long with a yellow skin and firm yellow waxy flesh that make it a superb salad potato. Cooking qualities are excellent and the potatoes are full of flavour. Very good resistance to foliage and tuber blight. Charlotte is a popular variety for planting in August and harvesting before Christmas. Winner of the RHS Award of Garden Merit.



Estima

BEST SUITED CULINARY USES

✓ Baking ✓ Boiling ✓ Chipping ✓ Mashing ✓ Roasting ✗ Salad

✓ Very Suitable
✓ Suitable
✗ Not Suitable

● SECOND EARLY

PLANT March/April

HARVEST June/July

Full planting instructions on pack.

A high yielding potato that produces many even sized tubers with very shallow eyes makes this an ideal showbench variety.

A Dutch bred second early which transformed peoples opinions of yellow potatoes.



Kestrel

BEST SUITED CULINARY USES

✓ Baking ✓ Boiling ✓ Chipping ✓ Mashing ✓ Roasting ✗ Salad

✓ Very Suitable
✓ Suitable
✗ Not Suitable

● SECOND EARLY

PLANT March/April

HARVEST June/July

Full planting instructions on pack.

Kestrel has to be one of the best potatoes in living memory. Bred by the great man himself Jack Dunnett this potato has taken the exhibition scene by storm because of its consistent size and colour. One of the best tasting varieties with excellent cooking uses and disease resistance. Kestrel are the potatoes that you should always grow.



Marfona

BEST SUITED CULINARY USES

✓ Baking ✓ Boiling ✓ Chipping ✓ Mashing ✓ Roasting ✗ Salad

✓ Very Suitable
✓ Suitable
✗ Not Suitable

● SECOND EARLY

PLANT March/April
HARVEST June/July

Full planting instructions on pack.

Marfona is a high yielding variety which produces consistent large crops of waxy baking type potatoes. Tubers are oval in shape with a light yellow skin and cream coloured flesh.



Maris Peer

BEST SUITED CULINARY USES

✓ Baking ✓ Boiling ✓ Chipping ✓ Mashing ✓ Roasting ✓ Salad

✓ Very Suitable
✓ Suitable
✗ Not Suitable

● SECOND EARLY

PLANT March/April
HARVEST June/July

Full planting instructions on pack.

Maris Peer produces one of the most magnificent looking haulms ever. The flowers on the foliage are even scented which makes them unusual. Peer tubers are oval in shape with a firm creamy coloured flesh and white skin. Disease wise they have good resistance to all skin diseases. A variety that is suited for second cropping and harvesting at Christmas.



Nadine

BEST SUITED CULINARY USES

✓ Baking ✓ Boiling ✓ Chipping ✓ Mashing ✓ Roasting ✗ Salad

✓ Very Suitable
✓ Suitable
✗ Not Suitable

● SECOND EARLY

PLANT March/April

HARVEST June/July

Full planting instructions on pack.

Nadine was the first successful variety that was bred by Jack Dunnett as an independent breeder. Very shallow eyes with high yields have made this variety a popular showbench winner at all the major shows.



Nicola

BEST SUITED CULINARY USES

✓ Baking ✓ Boiling ✓ Chipping ✓ Mashing ✓ Roasting ✓ Salad

✓ Very Suitable
✓ Suitable
✗ Not Suitable

● SECOND EARLY

PLANT March/April

HARVEST June/July

Full planting instructions on pack.

Salad Variety. Long oval, yellow skin, waxy light yellow flesh. Good boiling qualities. Resistant to Potato Cyst Nematode. Good resistance to common scab, potato leaf roll virus, potato virus Y and bruising. A popular variety for late planting and harvesting at Christmas time.



Saxon

BEST SUITED CULINARY USES

✓ Baking ✓ Boiling ✓ Chipping ✓ Mashing ✓ Roasting ✗ Salad

✓ Very Suitable
✓ Suitable
✗ Not Suitable

● SECOND EARLY

PLANT March/April

HARVEST June/July

Full planting instructions on pack.

Saxon is a modern-day variety that produces large crops of long oval white skinned tubers. The flesh is firm and yellow in colour and ideal for all kitchen uses.



Wilja

BEST SUITED CULINARY USES

✓ Baking ✓ Boiling ✓ Chipping ✓ Mashing ✓ Roasting ✗ Salad

✓ Very Suitable
✓ Suitable
✗ Not Suitable

● SECOND EARLY

PLANT March/April

HARVEST June/July

Full planting instructions on pack.

Wilja was one of the first Dutch-bred varieties to change the rule book about second earlies. Wilja allowed large consistent crops of light yellow skinned tubers to be produced in a shorter time period. The flesh is yellow and firm being in between waxy and floury.





Potato Journal

A place to record
your seasons results.

Potato Name: _____ First Early ☐ Second Early ☐ Maincrop ☐

When Planted: _____ Amount Planted: _____ When Harvested: _____

Yield: _____ Taste: _____

Notes: _____

Potato Name: _____ First Early ☐ Second Early ☐ Maincrop ☐

When Planted: _____ Amount Planted: _____ When Harvested: _____

Yield: _____ Taste: _____

Notes: _____

Potato Name: _____ First Early ☐ Second Early ☐ Maincrop ☐

When Planted: _____ Amount Planted: _____ When Harvested: _____

Yield: _____ Taste: _____

Notes: _____

Potato Name: _____ First Early ☐ Second Early ☐ Maincrop ☐

When Planted: _____ Amount Planted: _____ When Harvested: _____

Yield: _____ Taste: _____

Notes: _____

Amour (NVS)

BEST SUITED CULINARY USES

✓ Baking ✓ Boiling ✓ Chipping ✓ Mashing ✓ Roasting ✓ Salad

✓ Very Suitable
✓ Suitable
✗ Not Suitable

● MAINCROP

PLANT March/April

HARVEST June/July

Full planting instructions on pack.

Amour is now back on the market thanks to the use of minituber technology. This is a Jamieson Brothers exclusive variety. It is the belief of many that this variety is the ultimate showbench potato. Its outstanding uniformity of size and colour coupled with great all round disease resistance make it a constant winner.



Blue Belle

BEST SUITED CULINARY USES

✓ Baking ✓ Boiling ✓ Chipping ✓ Mashing ✓ Roasting ✗ Salad

✓ Very Suitable
✓ Suitable
✗ Not Suitable

● MAINCROP

PLANT March/April

HARVEST June/July

Full planting instructions on pack.

Blue Belle look to be full of promise for the keen exhibition grower. The tubers are full of strong colour in the eyes and are a real challenger to Kestrel. This one will soon become one of your bankers to grow in your garden. Very high resistance to splitting and virus Y.



Bute

BEST SUITED CULINARY USES

✓ Baking ✓ Boiling ✓ Chipping ✓ Mashing ✓ Roasting ✗ Salad

✓ Very Suitable
✓ Suitable
✗ Not Suitable

● MAINCROP

PLANT March/April

HARVEST June/July

Full planting instructions on pack.

Bute has been selected for its strengths in the white pre-pack market. It produces high yields of bold, uniform bright tubers. When boiled or mashed, consumer feedback has confirmed Butes cooking qualities as smooth textured with a desirable flavour. Bright attractive skin finish which is very smooth and white. Excellent shape and size uniformity make it ideal for exhibition growers.



Cara

BEST SUITED CULINARY USES

✓ Baking ✓ Boiling ✓ Chipping ✓ Mashing ✓ Roasting ✗ Salad

✓ Very Suitable
✓ Suitable
✗ Not Suitable

● MAINCROP

PLANT March/April

HARVEST June/July

Full planting instructions on pack.

Cara is still one of the most popular maincrop varieties due to their blight resistance. Tubers are round with white skin and pink eyes. They are a very robust variety and have excellent drought resistance as well as good all round disease resistance.



Desiree

BEST SUITED CULINARY USES

✓ Baking ✓ Boiling ✓ Chipping ✓ Mashing ✓ Roasting ✗ Salad

✓ Very Suitable
✓ Suitable
✗ Not Suitable

● MAINCROP

PLANT March/April

HARVEST June/July

Full planting instructions on pack.

Desiree produce oval red skinned tubers with pale yellow flesh. Heavy cropper and early bulking. High resistance to drought & good resistance to potato virus Y and powdery scab. Susceptible to potato cyst nematode and mis-shapes on heavy soils. Moderately susceptible to spraing and mild mosaic viruses. Medium dry matter, firm cooked texture, good boiling, fresh French frying and mashing quality.



Golden Wonder

BEST SUITED CULINARY USES

✓ Baking ✓ Boiling ✓ Chipping ✓ Mashing ✓ Roasting ✗ Salad

✓ Very Suitable
✓ Suitable
✗ Not Suitable

● MAINCROP

PLANT March/April

HARVEST June/July

Full planting instructions on pack.

Golden Wonder tubers are long and oval with a russet skin. The flesh is white and floury which when boiled can be very dry and mealy to the delight of many. They are a late maturing maincrop and should be planted as early as possible to produce a large crop. They have great resistance to common scab.



Harmony

BEST SUITED CULINARY USES

✓ Baking ✓ Boiling ✓ Chipping ✓ Mashing ✓ Roasting ✗ Salad

✓ Very Suitable
✓ Suitable
✗ Not Suitable

● MAINCROP

PLANT March/April

HARVEST June/July

Full planting instructions on pack.

Harmony is a very popular export variety as it produces large crops of clean white skinned tubers that are very resistant to scab. Harmony is a very good baking potato. Most people will know Harmony because of its showbench success. Shallow eyes and a smooth skin make this a very pretty potato.



Kerrs Pink

BEST SUITED CULINARY USES

✓ Baking ✓ Boiling ✓ Chipping ✓ Mashing ✓ Roasting ✗ Salad

✓ Very Suitable
✓ Suitable
✗ Not Suitable

● MAINCROP

PLANT March/April

HARVEST June/July

Full planting instructions on pack.

Kerrs Pink is a very popular variety in Scotland and Ireland because its dry and floury nature. Tubers are normally short and oval with slightly deep eyes and should just be eaten simply in their beautiful pink skins. They have good blight resistance and long-term storage ability.



King Edward

BEST SUITED CULINARY USES

✓ Baking ✓ Boiling ✓ Chipping ✓ Mashing ✓ Roasting ✗ Salad

✓ Very Suitable
✓ Suitable
✗ Not Suitable

● MAINCROP

PLANT March/April
HARVEST June/July

Full planting instructions on pack.

King Edward are probably the most famous potato on the market, they are known for their excellent cooking and taste qualities. Once cooked they rarely discolour and offer a broad range of uses. Often copied but never beaten, that is why King Edward have been around for a century.



Kondor

BEST SUITED CULINARY USES

✓ Baking ✓ Boiling ✓ Chipping ✓ Mashing ✓ Roasting ✗ Salad

✓ Very Suitable
✓ Suitable
✗ Not Suitable

● MAINCROP

PLANT March/April
HARVEST June/July

Full planting instructions on pack.

Kondor are a large red skinned variety with an attractive skin finish and good all round kitchen use. If you are looking for large baking potatoes then these are the ones for you. Kondor are now the record holding variety for producing the heaviest potato tuber in the world.



Maris Piper

BEST SUITED CULINARY USES

✓ Baking ✓ Boiling ✓ Chipping ✓ Mashing ✓ Roasting ✗ Salad

✓ Very Suitable
✓ Suitable
✗ Not Suitable

● MAINCROP

PLANT March/April

HARVEST June/July

Full planting instructions on pack.

Maris Piper is the choice of the chip shops. It is the cooking and frying qualities of Piper that made this potato stand out from the rest and today it is still grown on a large commercial scale. The tubers are oval in shape with a white skin and cream coloured flesh. It is also a good long-term storage potato.



Maxine

BEST SUITED CULINARY USES

✓ Baking ✓ Boiling ✓ Chipping ✓ Mashing ✓ Roasting ✗ Salad

✓ Very Suitable
✓ Suitable
✗ Not Suitable

● MAINCROP

PLANT March/April

HARVEST June/July

Full planting instructions on pack.

Maxine produce beautiful round tubers with red skin and waxy white flesh. A heavy cropping variety and good all-round cooker make this one of the better potatoes on the market today. A smooth skin and shallow eyes have also caught the eye of the exhibition grower and earned this potato the RHS Award of Garden Merit.



Orla

BEST SUITED CULINARY USES

✓ Baking ✓ Boiling ✓ Chipping ✓ Mashing ✓ Roasting ✗ Salad

✓ Very Suitable
✓ Suitable
✗ Not Suitable

● MAINCROP

PLANT March/April
HARVEST June/July

Full planting instructions on pack.

Orla are a very popular potato for the organic grower due to their high blight resistance. They can be grown as a first early or left to mature as an early maincrop. It is one of the better tasting varieties and produces large crops of bold white tubers.



Pentland Crown

BEST SUITED CULINARY USES

✓ Baking ✓ Boiling ✓ Chipping ✓ Mashing ✓ Roasting ✗ Salad

✓ Very Suitable
✓ Suitable
✗ Not Suitable

● MAINCROP

PLANT March/April
HARVEST June/July

Full planting instructions on pack.

Pentland Crown seed potatoes are a large producing maincrop variety with bold white coloured skins. Pentland Crown potatoes have a dry, mealy texture and floury taste, making them great for boiling, baking, chipping and roasting.



Pentland Dell

BEST SUITED CULINARY USES

✓ Baking ✓ Boiling ✓ Chipping ✓ Mashing ✓ Roasting ✗ Salad

✓ Very Suitable
✓ Suitable
✗ Not Suitable


● MAINCROP

PLANT March/April

HARVEST June/July

Full planting instructions on pack.

Pentland Dell was the second variety to be produced from the Pentland field station. Dell produces large oval tubers with a white skin and creamy coloured flesh. This variety is grown on a large scale for processors who find it a most useful potato. Good resistance to all disease and some resistance to slugs.



Picasso

BEST SUITED CULINARY USES

✓ Baking ✓ Boiling ✓ Chipping ✓ Mashing ✓ Roasting ✗ Salad

✓ Very Suitable
✓ Suitable
✗ Not Suitable

● MAINCROP

PLANT March/April

HARVEST June/July

Full planting instructions on pack.

Picasso tubers are round to oval in shape with white smooth skins and pink eyes. This is now a popular variety for allotment growers due to its high disease resistance. With Cara as one of its parents it has a great range of uses in the kitchen. A huge yielder and good storing variety.



Pink Fir Apple

BEST SUITED CULINARY USES

✓ Baking ✓ Boiling ✓ Chipping ✓ Mashing ✓ Roasting ✓ Salad

✓ Very Suitable
✓ Suitable
✗ Not Suitable

● MAINCROP

PLANT March/April

HARVEST June/July

Full planting instructions on pack.

Pink Fir Apple is a heritage variety that is maintained by Jamieson Brothers. The tubers are long and knobbly and are best eaten in their skins on or served as individual chunky chips. Even when they have been stored they retain a new potato taste well into the new year. Winner of the RHS Award of Garden Merit.



Record

BEST SUITED CULINARY USES

✓ Baking ✓ Boiling ✓ Chipping ✓ Mashing ✓ Roasting ✗ Salad

✓ Very Suitable
✓ Suitable
✗ Not Suitable

● MAINCROP

PLANT March/April

HARVEST June/July

Full planting instructions on pack.

Record is a popular choice for crisping and frying due to their high dry matter. They can be very dry and mealy after boiling and retain their yellow coloured flesh. Record has good all-round disease resistance and great kitchen use.



Sarpo Mira

BEST SUITED CULINARY USES

✓ Baking ✓ Boiling ✓ Chipping ✓ Mashing ✓ Roasting ✗ Salad

✓ Very Suitable
✓ Suitable
✗ Not Suitable

● MAINCROP

PLANT March/April

HARVEST June/July

Full planting instructions on pack.

The most blight resistant potato variety available in the UK. Certainly when I grew them in my garden for the first time this year, they never needed spraying for blight. The haulms were infected with blight but they have still produced blight free tubers on the 12th of October. Very impressive. They seem to be free of any slug damage and only show small signs of common scab on the skin.



Setanta

BEST SUITED CULINARY USES

✓ Baking ✓ Boiling ✓ Chipping ✓ Mashing ✓ Roasting ✗ Salad

✓ Very Suitable
✓ Suitable
✗ Not Suitable

● MAINCROP

PLANT March/April

HARVEST June/July

Full planting instructions on pack.

Setanta is a great variety for the allotment grower. It has a reasonably smooth red skin with yellow flesh. Tubers are oval in shape and have shallow eyes. Excellent blight resistance and scab resistance, combined with great taste.



Valor

BEST SUITED CULINARY USES

✓ Baking ✓ Boiling ✓ Chipping ✓ Mashing ✓ Roasting ✗ Salad

✓ Very Suitable
✓ Suitable
✗ Not Suitable

● MAINCROP

PLANT March/April

HARVEST June/July


Full planting instructions on pack.

Valor shows great levels of blight resistance matched with the ability to produce large crops of bold white tubers. Bred by Jack Dunnett it has a high tolerance of heat and drought. The flesh of Valor is cream coloured and of a floury texture.



See our Website

www.jbaseedpotatoes.co.uk



Order
Online



Potato Journal

A place to record
your seasons results.

Potato Name: _____ First Early ☐ Second Early ☐ Maincrop ☐

When Planted: _____ Amount Planted: _____ When Harvested: _____

Yield: _____ Taste: _____

Notes: _____

Potato Name: _____ First Early ☐ Second Early ☐ Maincrop ☐

When Planted: _____ Amount Planted: _____ When Harvested: _____

Yield: _____ Taste: _____

Notes: _____

Potato Name: _____ First Early ☐ Second Early ☐ Maincrop ☐

When Planted: _____ Amount Planted: _____ When Harvested: _____

Yield: _____ Taste: _____

Notes: _____

Potato Name: _____ First Early ☐ Second Early ☐ Maincrop ☐

When Planted: _____ Amount Planted: _____ When Harvested: _____

Yield: _____ Taste: _____

Notes: _____



Jamieson Brothers

Established 1895

Your local supplier is...



Rosefield Farm, Old Carlisle Road, Annan, Dumfries and Galloway DG12 6QX

Tel: 01461 202 567 Fax: 01461 205 974

OFFICE IS OPEN

9am - 5pm Monday to Friday

VAT Reg. No.: GB 263 2521 80

© Jamieson Brothers 2017. All rights reserved. No part of this publication may be reproduced, stored in a retrieval system or transmitted in any form without written permission of the publisher. Whilst every care has been taken to ensure the accuracy of information, the author and publisher will accept no liability whatsoever for any inaccuracy or statement contained within the book.

www.jbseedpotatoes.co.uk



QUICK POTATO GUIDE



Arran Pilot



Charlotte



Harmony



Maris Peer



Saxon




Swift



Winston



Bonnie



Foremost



Picasso



Valor



Nadine



Premiere



Ulster Sceptre



International Kidney




Wilja




Epicure



Pink Fur Apples



Nicola



Lady Christi

Estimated Harvest Time ● Maincrop (10-12 weeks) ● First Early (13-15 weeks) ● Second Early (15-22 weeks)	Page Number	Baking	Boiling	Chipping	Mashing	Roasting	Salad	Scab Resistance	Heritage Variety	Ideal for Organic	RHS Award	Blight Resistant	Exclusive to JBA	JBA Best Seller
● Accord	11	✓	✓	✓	✓	✓	✓							
● Arran Pilot	11	✓	✓	✓	✓	✓	✗	7	✓					✓
● Casablanca	12	✓	✓	✓	✓	✓	✗	6						✓
● Duke of York	12	✓	✓	✓	✓	✓	✗		✓					
● Dunluce	13	✓	✓	✓	✓	✓	✗						✓	
● Epicure	13	✓	✓	✓	✓	✓	✓		✓					
● Foremost	14	✓	✓	✓	✓	✓	✓		✓		✓			
● Home Guard	14	✓	✓	✓	✓	✓	✗	6	✓					
● International Kidney	15	✓	✓	✓	✓	✓	✓	5	✓					
● Lady Christi	15	✓	✓	✓	✓	✓	✓	7			✓			
● Maris Bard	16	✓	✓	✓	✓	✓	✓			✓				
● Pentland Javelin	16	✓	✓	✓	✓	✓	✓	6						✓
● Premiere	17	✓	✓	✓	✓	✓	✓	5		✓				
● Red Duke of York	17	✓	✓	✓	✓	✓	✗		✓		✓			
● Rocket	18	✓	✓	✓	✓	✓	✓							✓
● Sharpes Express	18	✓	✓	✓	✓	✓	✗	6	✓	✓				
● Swift	19	✓	✓	✓	✓	✓	✓	7		✓				
● Ulster Prince	19	✓	✓	✓	✓	✓	✗							
● Ulster Sceptre	20	✓	✓	✓	✓	✓	✗							
● Winston	20	✓	✓	✓	✓	✓	✗	5			✓			
● Bonnie	21	✓	✓	✓	✓	✓	✗							
● British Queen	21	✓	✓	✓	✓	✓	✗		✓		✓			
● Carlingford	22	✓	✓	✓	✓	✓	✓	8		✓				
● Charlotte	22	✓	✓	✓	✓	✓	✓				✓			
● Estima	23	✓	✓	✓	✓	✓	✗							
● Kestrel	23	✓	✓	✓	✓	✓	✗			✓				
● Marfona	24	✓	✓	✓	✓	✓	✗							✓
● Maris Peer	24	✓	✓	✓	✓	✓	✓	5		✓				
● Nadine	25	✓	✓	✓	✓	✓	✗	9		✓	✓			
● Nicola	25	✓	✓	✓	✓	✓	✓	9		✓				
● Saxon	26	✓	✓	✓	✓	✓	✗	5						
● Wilja	26	✓	✓	✓	✓	✓	✗	9						
● Amour	28	✓	✓	✓	✓	✓	✓	4		✓			✓	
● Blue Belle	28	✓	✓	✓	✓	✓	✗							
● Bute	29	✓	✓	✓	✓	✓	✗							
● Cara	29	✓	✓	✓	✓	✓	✗	4		✓				
● Desiree	30	✓	✓	✓	✓	✓	✗	4						✓
● Golden Wonder	30	✓	✓	✓	✓	✓	✗	8	✓					
● Harmony	31	✓	✓	✓	✓	✓	✗	6						
● Kerrs Pink	31	✓	✓	✓	✓	✓	✗		✓					
● King Edward	32	✓	✓	✓	✓	✓	✗	7	✓					✓
● Kondor	32	✓	✓	✓	✓	✓	✗							
● Maris Piper	33	✓	✓	✓	✓	✓	✗							✓
● Maxine	33	✓	✓	✓	✓	✓	✗	3			✓			
● Orla	34	✓	✓	✓	✓	✓	✗	6		✓	✓			
● Pentland Crown	34	✓	✓	✓	✓	✓	✗							
● Pentland Dell	35	✓	✓	✓	✓	✓	✗	4						
● Picasso	35	✓	✓	✓	✓	✓	✗	7			✓			
● Pink Fir Apple	36	✓	✓	✓	✓	✓	✓		✓		✓			
● Record	36	✓	✓	✓	✓	✓	✗	6		✓				
● Sarpo Mira	37	✓	✓	✓	✓	✓	✗	7				✓		
● Setanta	37	✓	✓	✓	✓	✓	✗			✓		✓		
● Valor	38	✓	✓	✓	✓	✓	✗	5		✓				

For more information and advice visit our website: